

Painting, Treatment & Maintenance Instructions

SmartPrime™ has been prepared and primed to combat the harsh conditions of our Australian climate. Following the instructions provided will ensure the best possible protection against continuous external exposure.

Following the successful installation of the SmartPrime™ profiles into your project, the following should occur.

1. Fill and spot prime all holes with an exterior filler
2. Carefully remove all soft or chalky paint, dust and dirt, and lightly sand the treated area for a smooth finish
3. Use a spray applicator H3 Light Organic Solvent Preservative (LOSP) to treat all exposed raw timber
4. Prime all raw timber areas with an exterior primer
5. Apply two coats of a premium quality, 100% acrylic paint
6. Apply a new coat of paint in accordance with the paint manufacturer's recommendations

Colour Selection & Light Reflectance Values (LRV)

When choosing paint for SmartPrime™ Architectural Profiles it is important to consider the following. **Light Reflectance Value (LRV)** is the amount of light a paint will reflect from the painted surface. It is recommended that you select a paint with a LRV between 45 and 100 (100 being pure white). Paint with LRV's below 45 generate extreme heat on the SmartPrime™ Profile when exposed to direct sunlight.

Please consult a professional paint wholesaler or retailer for the best advice on how to select a suitable paint for your project.

Resin Bleed

Resin bleed can occur when SmartPrime™ Profiles, coated with paint with Light Reflectance Values below 45, are exposed to direct and continuous sunlight. The constant heat generated can cause resin bleed, shrinkage and cracking of the profiles, plus reduce the 'service life' of the paint coatings.

SmartPrime™ recommend you use the paint manufacturer's guidelines relating to optimal care and maintenance of your painted surface. Failure to adhere to these critical instructions will void any claims made against manufacturer.

For further details relating to terms and conditions of sale and warranty policies please contact Tilling 03 9725 0222 - Monday to Friday 9am to 5 pm.

SmartPrime™ Exterior

Quality Engineered Primed Timber Products for External Use


Primed exterior architectural profiles

NEW!

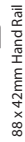
Save time & money whilst achieving a perfect finish

Edition 1
2009

Weather Boards



Handrails



Boards



Finger joint DAR Pencil Round (Dimensions in mm)				
42	66	90	116	138
185	230	280		

Finger joint DAR Pencil Round (Dimensions in mm)	
230	280

Finger joint DAR Pencil Round (Dimensions in mm)				
42	66	90	116	138
185	230	280		

Finger joint DAR Pencil Round (Dimensions in mm)				
42	66	90	116	138
185	230	280		

SmartPrime™



Product range may vary by state, please check the availability of profiles with your Timber Merchant.

Be Inspired, Imagine and Create

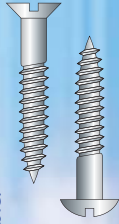
SmartPrime™ offer a comprehensive range of architectural designer pre-primed profiles for external use.

The SmartPrime™ range of products are manufactured in accordance with all current Australian Standards, including the finger jointed and lamination processes.



SmartPrime™ architectural profiles have been treated with H3 'Light Organic Solvent Preservatives' (LOSP) to offer maximum protection against the elements and termites.

Fixing into SmartPrime™ profiles using hot-dipped galvanised, high tensile aluminium or stainless steel fasteners is advisable.



All laminated SmartPrime™ products are manufactured using nominated adhesives as stipulated within the current, applicable, Australian Standards.

Painting SmartPrime™ architectural profiles is easy. On the last page of this brochure we have provided a comprehensive set of instructions for the painting and maintenance of SmartPrime™ profiles.

SmartPrime™ architectural profiles are produced from Kiln Dried (KD) material and Finger Jointed with a 'Micro-Joint' making it extremely durable.

We understand that the cost of timber is not the only consideration when it comes to building your home.

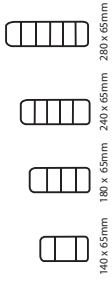
The benefits of using SmartPrime™ are easy to see. SmartPrime™ provides a high quality, paint-ready, consistent and reliable range of profiles sold in lengths that make for convenient installation on-site.



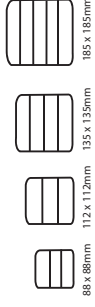
Isn't it time you switched to SmartPrime™!

Beams & Posts

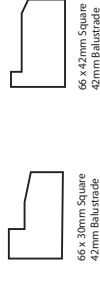
Finger joint laminated GL8 Beams



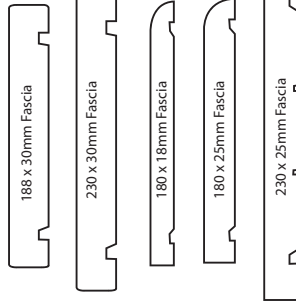
Finger joint laminated GL8 Posts



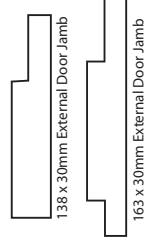
Bottom Rails



Fascia



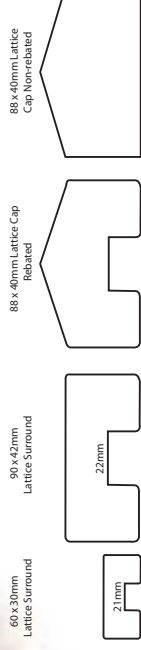
Door Jambs



Quad & Scotias



Lattice Surrounds



www.tilling.com.au